
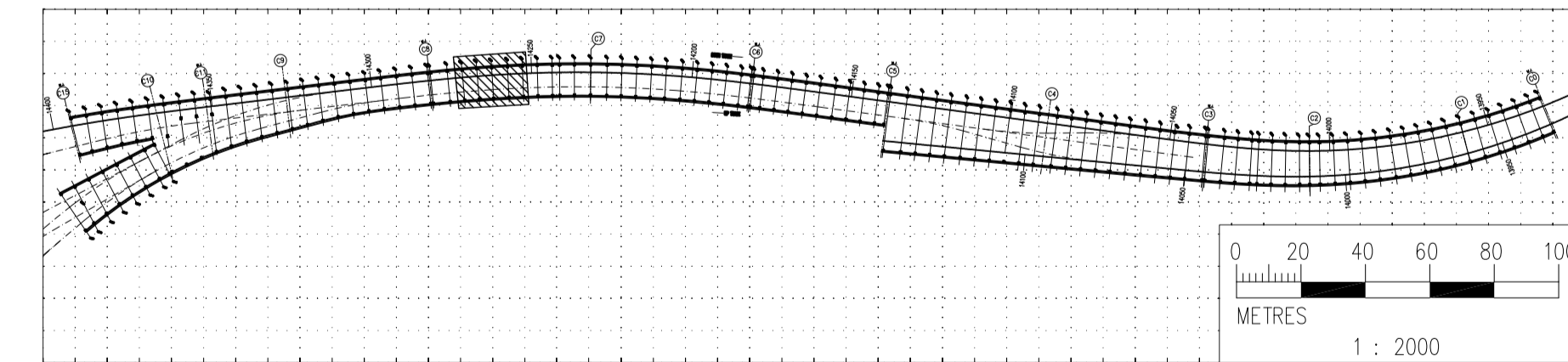
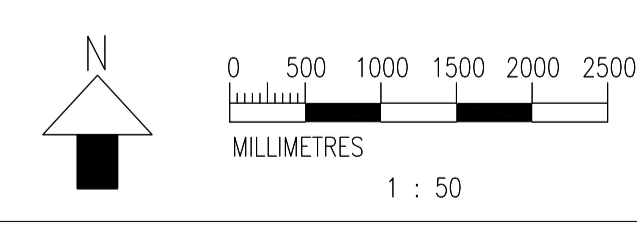


NOTE:
BACKGROUND NOT SHOWN
ON 1:50 PLAN FOR CLARITY

LEGEND :-
 = ORIENTATION MARK
 (T) = TOP
 (B) = BOTTOM



ZONE C: KEY LOCATION PLAN



7 PLAN
104 SCALE 1:50

PRINTED BY:

PLOT DRW:
MODELNAME:
FILENAME:

				DRAWN JT DESIGNED WSA CHECKED SP APPROVED CPI DATE DO NOT SCALE DRAWINGS. ALL DIMENSIONS SHALL BE VERIFIED ON SITE. © WIR CORPORATION LIMITED 2008 COPYRIGHT IN RESPECT OF THIS DRAWING / DOCUMENT IS OWNED BY THE WIR CORPORATION LIMITED OF HONG KONG. NO REPRODUCTION OF THE DRAWING / DOCUMENT OR ANY PART BY WHATEVER MEANS IS PERMITTED WITHOUT THE PRIOR WRITTEN CONSENT OF THE WIR CORPORATION LIMITED.	MAIN CONTRACTOR SUBCONTRACTOR	TITLE STEEL FRAMING FROM ROOF FOR GRID C8N-3 TO C8N-7 SHEET 7 OF 29
REV	DESCRIPTION	BY	DATE	APPROVED	CADD REF. 903_C_302_CPI_C23_236 SCALE 1:50 (A)	DRAWING NO. F-ST-C-107 REV. E