

BAR BENDING SCHEDULE

Drawing No:- 433-A002-S-SH-12-G-1932&33

Rev 00

Date Prepared




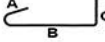
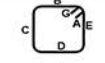
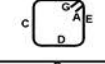
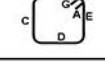

03.05.2014

SHEET

1

OF

20

MEMBER	BAR MARK	NO OF MBRS	NO. OF BARS IN EACH	QTY	SIZE	TOTAL LENGTH	SHAPE CODE	A mm*	B mm*	C mm*	D mm*	E mm*	F mm*	G mm*	H mm*	J mm*	K mm*	O mm*	R mm*	TOTAL Wt KG	BAR SHAPE
SW2-13 V (Elevation-H)	01	1	20	20	T 25	7875	0		7875											606.98	
V	02	1	22	22	T 16	7205	0		7205											250.21	
V	03	1	16	16	T 25	7825	0		7825											482.50	
H	04	1	64	64	T 16	4165	17		220	3725	220									420.78	
PINS	05	1	160	160	T 10	450	T9	115	220					115						44.40	
TIES	06	1	32	32	T 10	1310	T1	115	320	220	320	220		115						25.85	
TIES	07	1	32	32	T 10	2210	T1	115	770	220	770	220		115						43.61	
TIES	08	1	32	32	T 10	1310	T1	115	320	220	320	220		115						25.85	
TIES	09	1	32	32	T 10	2210	T1	115	770	220	770	220		115						43.61	
V	10	1	20	20	T 25	7875	0		7875											606.98	

Weight

2550.77