

BAR BENDING SCHEDULE

Drawing No:- 433-A002-S-SH-12-G-1932&33

Rev 00

Date Prepared



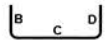

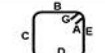
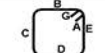
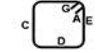
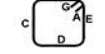


03.05.2014

SHEET

2

OF

20

MEMBER	BAR MARK	NO OF MBRS	NO. OF BARS IN EACH	QTY	SIZE	TOTAL LENGTH	SHAPE CODE	A mm*	B mm*	C mm*	D mm*	E mm*	F mm*	G mm*	H mm*	J mm*	K mm*	O mm*	R mm*	TOTAL Wt KG	BAR SHAPE
V	11	1	22	22	T 16	7205	0		7205											250.21	 STRAIGHT
V	12	1	16	16	T 25	7875	0		7875											485.59	 STRAIGHT
H	13	1	64	64	T 16	4175	17		220	3735	220									421.79	
PINS	14	1	160	160	T 10	450	T9	115	220					115						44.40	
TIES	15	1	32	32	T 10	1310	T1	115	320	220	320	220		115						25.85	
TIES	16	1	32	32	T 10	2210	T1	115	770	220	770	220		115						43.61	
TIES	17	1	32	32	T 10	1310	T1	115	320	220	320	220		115						25.85	
TIES	18	1	32	32	T 10	2210	T1	115	770	220	770	220		115						43.61	
V	19	1	32	32	T 16	6340	17		450	5890										320.25	
H	20	1	58	58	T 16	4175	17		220	3735	220									382.24	
																			Weight	2043.39	