

BAR BENDING SCHEDULE

Drawing No:-

433-A001-S-SH-10-1-1211

Rev

00

Date Prepared











5/4/2014

SHEET

1

OF

8

MEMBER	BAR MARK	NO OF MBRS	NO. OF BARS IN EACH	QTY	SIZE	TOTAL LENGTH	SHAPE CODE	A mm*	B mm*	C mm*	D mm*	E mm*	F mm*	G mm*	H mm*	J mm*	K mm*	O mm*	R mm*	TOTAL Wt KG	BAR SHAPE
B1	01	1	292	292	T 12	3805	17		100	3705										986.54	
B1	02	1	2853	2853	T 12	12000	0		12000											30399.14	
B1	03	1	45	45	T 12	11590	0		11590											463.10	
B1	04	1	135	135	T 12	11060	0		11060											1325.77	
B1	05	1	157	157	T 12	10620	0		10620											1480.48	
B1	06	1	45	45	T 12	5395	17		100	5295										215.57	
B1	07	1	198	198	T 12	10090	0		10090											1773.92	
B1	08	1	198	198	T 12	7500	0		7500											1318.57	
B1	09	1	154	154	T 12	5895	17		100	5795										806.09	
B1	10	1	157	157	T 12	3670	17		100	3570										511.62	

Weight

39280.80

STEEL
CONSTRUCTION
DETAILING